

Division of Insurance

Network Adequacy Advisory Council Data Requests




Division of Insurance

Network Adequacy Analysis

Additional Provider Standards

A request was submitted to the Division of Insurance to analyze the network adequacy of the following additional providers using the metrics listed below. The analysis was ran against On-Exchange service areas and was also run against several of the submitted carriers plans for the 2017 plan year.

Specialty	Specialty Codes	Metro		Micro		Rural		CEAC	
		Max Time (Mins)	Max Distance (Miles)	Max Time (Mins)	Max Distance (Miles)	Max Time (Mins)	Max Distance (Miles)	Max Time (Mins)	Max Distance (Miles)
Pediatrics	101	15	10	30	20	40	30	70	60
Cardiovascular Disease	008	60	40	100	75	110	90	145	130
Gastroenterology	014	60	40	100	75	110	90	145	130
Pulmonology	030	60	40	100	75	110	90	145	130
Home Health	055 & 056	60	40	100	75	110	90	145	130



Division of Insurance

Network Adequacy Analysis

Additional Provider Standards

- On Exchange Service Areas
 - Analyzed against Master Provider List
 - Area 1 – All providers passed
 - Area 2 – All providers passed except pediatrics
 - Area 3 - All providers passed
 - Area 4 – All providers passed except pediatrics

- Plan Year 2017 Network Submissions
 - **6** Statewide Networks
 - All providers passed with the exception of pediatrics
 - Pediatrics failed in 5 of the 6 networks analyzed



Division of Insurance

ECP Review

A carrier must:


- contract with at least 30% of available Essential Community Providers (ECP) in each plan's service area
- Offer contracts in good faith to all available Indian health care providers in the service area
- Offer contracts in good faith to at least one ECP in each category in each county in the service area



Division of Insurance

ECP Review

Major ECP Category	ECP Provider Types
Family Planning Providers	Title X Family Planning Clinics and Title X "Look-Alike" Family Planning Clinics
Federally Qualified Health Center (FQHC)	FQHC and FQHC "Look-Alike" Clinics, Outpatient health programs/facilities operated by Indian tribes, tribal organizations, programs operated by Urban Indian Organizations
Hospitals	Disproportionate Share Hospital (DSH) and DSH-eligible Hospitals, Children's Hospitals, Rural Referral Centers, Sole Community Hospitals, Free-standing Cancer Centers, Critical Access Hospitals
Indian Health Care Providers	Indian Health Service (IHS providers), Indian Tribes, Tribal organizations, and urban Indian Organizations
Ryan White Providers	Ryan White HIV/AIDS Program Providers
Other ECP Providers	STD Clinics, TB Clinics, Hemophilia Treatment Centers, Black Lung Clinics, Community Mental Health Centers, Rural Health Clinics, and other entities that serve predominantly low-income, medically underserved individuals.



Division of Insurance

ECP Initial Contracting Rates

- http://doi.nv.gov/uploadedFiles/doi.nv.gov/Content/Insurers/Life_and_Health/QHP%20ECP%20Utilization%20Rates.xls

Carrier	Average Percentage of ECPs Contracted Across Plans
1	21.71%
2	73.00%
3	73.00%
4	73.00%




Division of Insurance

Average Number of ECPs Contracted by Carriers

Carrier	Family Planning	FQHC	Hospitals	Indian Provider	Ryan White	Other ECP Providers
1	0	1	0	0	0	0
2	0	24	0	0	0	0
3	0	24	0	0	0	0
4	0	18	0	0	0	0

Average ECPs Available

Carrier	Family Planning	FQHC	Hospitals	Indian Provider	Ryan White	Other ECP Providers
1	8	11	9	6	6	17
2	25	28	25	28	11	57
3	25	28	25	28	11	57
4	9	19	14	10	10	16



Division of Insurance

ECP Current Contracting Rates

- Currently, all carriers meet the 30% requirement and have offered contracts in good faith to at least one ECP in each category in each county in the service area.



Division of Insurance

NAIC Network Adequacy Model Act

- Approved by the NAIC on November 22nd, 2015.
- Advocates the use of quantitative standards, but does not have specifics. Suggested metrics are:
 - Geographical accessibility
 - Waiting times
 - Provider to covered person ratios
- Rights to go out of network, Access Plans and Provider directories are similar to NV's regulations.
- Summary:
<http://familiesusa.org/sites/default/files/documents/Families-USA-NAIC-Network-Adequacy-Summary.pdf>



Division of Insurance

Questions



Overall Service Area Adequacy							
Specialty Description	Percent with access Distance	Percent with access Time	Percent without access Distance	Percent without access Time	Distance	Time	Overall
Home Health	95.43	95.80	4.57	4.20	PASS	PASS	PASS
Pulmonology	97.39	98.02	2.61	1.98	PASS	PASS	PASS
Gastroenterology	97.85	96.31	2.15	3.69	PASS	PASS	PASS
Cardiovascular Disease	98.94	99.92	1.06	0.08	PASS	PASS	PASS
Pediatrics	88.76	82.86	11.24	17.14	<i>FAIL</i>	<i>FAIL</i>	<i>FAIL</i>

Network 1: Service Area: State of Nevada

Network Adequacy by County

County	County Classification	Specialty Description	Specialty Codes	Radii in miles	Radii in minutes	Percent with access Distance	Percent with access Time	Distance	Time	Overall
Carson City	Metro	Home Health	055 & 056	40	60	100.00	100.00	PASS	PASS	PASS
		Pulmonology	030	40	60	100.00	100.00	PASS	PASS	PASS
		Gastroenterology	014	40	60	100.00	100.00	PASS	PASS	PASS
		Cardiovascular Disease	008	40	60	100.00	100.00	PASS	PASS	PASS
		Pediatrics	101	10	15	83.80	24.74	FAIL	FAIL	FAIL
Churchill	CEAC	Home Health	055 & 056	130	145	100.00	100.00	PASS	PASS	PASS
		Pulmonology	030	130	145	100.00	75.00	PASS	FAIL	PASS
		Gastroenterology	014	130	145	100.00	100.00	PASS	PASS	PASS
		Cardiovascular Disease	008	130	145	100.00	100.00	PASS	PASS	PASS
		Pediatrics	101	60	70	100.00	75.00	PASS	FAIL	PASS
Clark	Metro	Home Health	055 & 056	40	60	98.58	98.84	PASS	PASS	PASS
		Pulmonology	030	40	60	98.13	98.40	PASS	PASS	PASS
		Gastroenterology	014	40	60	98.13	98.84	PASS	PASS	PASS
		Cardiovascular Disease	008	40	60	99.49	100.00	PASS	PASS	PASS
		Pediatrics	101	10	15	93.28	88.93	PASS	FAIL	PASS
Douglas	Micro	Home Health	055 & 056	75	100	97.73	98.87	PASS	PASS	PASS
		Pulmonology	030	75	100	100.00	100.00	PASS	PASS	PASS
		Gastroenterology	014	75	100	100.00	100.00	PASS	PASS	PASS
		Cardiovascular Disease	008	75	100	100.00	100.00	PASS	PASS	PASS
		Pediatrics	101	20	30	85.68	87.04	FAIL	FAIL	FAIL
Elko	CEAC	Home Health	055 & 056	130	145	0.00	0.00	FAIL	FAIL	FAIL
		Pulmonology	030	130	145	100.00	99.91	PASS	PASS	PASS
		Gastroenterology	014	130	145	100.00	2.91	PASS	FAIL	PASS
		Cardiovascular Disease	008	130	145	100.00	99.91	PASS	PASS	PASS
		Pediatrics	101	60	70	93.47	96.30	PASS	PASS	PASS
Esmeralda	CEAC	Home Health	055 & 056	130	145	0.00	0.00	FAIL	FAIL	FAIL
		Pulmonology	030	130	145	0.00	100.00	FAIL	PASS	PASS
		Gastroenterology	014	130	145	0.00	0.00	FAIL	FAIL	FAIL
		Cardiovascular Disease	008	130	145	100.00	100.00	PASS	PASS	PASS
		Pediatrics	101	60	70	0.00	0.00	FAIL	FAIL	FAIL

Network Adequacy by County

County	County Classification	Specialty Description	Specialty Codes	Radii in miles	Radii in minutes	Percent with access Distance	Percent with access Time	Distance	Time	Overall
Eureka	CEAC	Home Health	055 & 056	130	145	0.00	0.00	FAIL	FAIL	FAIL
		Pulmonology	030	130	145	100.00	100.00	PASS	PASS	PASS
		Gastroenterology	014	130	145	100.00	0.00	PASS	FAIL	PASS
		Cardiovascular Disease	008	130	145	100.00	100.00	PASS	PASS	PASS
		Pediatrics	101	60	70	0.00	25.50	FAIL	FAIL	FAIL
Humboldt	CEAC	Home Health	055 & 056	130	145	0.00	0.00	FAIL	FAIL	FAIL
		Pulmonology	030	130	145	32.48	100.00	FAIL	PASS	PASS
		Gastroenterology	014	130	145	100.00	60.31	PASS	FAIL	PASS
		Cardiovascular Disease	008	130	145	100.00	100.00	PASS	PASS	PASS
		Pediatrics	101	60	70	0.00	69.66	FAIL	FAIL	FAIL
Lander	CEAC	Home Health	055 & 056	130	145	0.00	0.00	FAIL	FAIL	FAIL
		Pulmonology	030	130	145	90.69	100.00	PASS	PASS	PASS
		Gastroenterology	014	130	145	100.00	0.00	PASS	FAIL	PASS
		Cardiovascular Disease	008	130	145	100.00	100.00	PASS	PASS	PASS
		Pediatrics	101	60	70	0.00	45.35	FAIL	FAIL	FAIL
Lincoln	CEAC	Home Health	055 & 056	130	145	26.18	54.39	FAIL	FAIL	FAIL
		Pulmonology	030	130	145	26.18	54.39	FAIL	FAIL	FAIL
		Gastroenterology	014	130	145	26.18	54.39	FAIL	FAIL	FAIL
		Cardiovascular Disease	008	130	145	26.18	100.00	FAIL	PASS	PASS
		Pediatrics	101	60	70	0.00	77.11	FAIL	FAIL	FAIL
Lyon	Micro	Home Health	055 & 056	75	100	99.13	100.00	PASS	PASS	PASS
		Pulmonology	030	75	100	100.00	100.00	PASS	PASS	PASS
		Gastroenterology	014	75	100	100.00	100.00	PASS	PASS	PASS
		Cardiovascular Disease	008	75	100	100.00	100.00	PASS	PASS	PASS
		Pediatrics	101	20	30	27.63	0.00	FAIL	FAIL	FAIL
Mineral	CEAC	Home Health	055 & 056	130	145	95.52	95.52	PASS	PASS	PASS
		Pulmonology	030	130	145	95.52	100.00	PASS	PASS	PASS
		Gastroenterology	014	130	145	95.52	95.52	PASS	PASS	PASS
		Cardiovascular Disease	008	130	145	100.00	100.00	PASS	PASS	PASS
		Pediatrics	101	60	70	15.70	0.00	FAIL	FAIL	FAIL

Network Adequacy by County

County	County Classification	Specialty Description	Specialty Codes	Radii in miles	Radii in minutes	Percent with access Distance	Percent with access Time	Distance	Time	Overall
Nye	CEAC	Home Health	055 & 056	130	145	89.19	89.19	FAIL	FAIL	FAIL
		Pulmonology	030	130	145	89.19	92.95	FAIL	PASS	PASS
		Gastroenterology	014	130	145	89.19	89.84	FAIL	FAIL	FAIL
		Cardiovascular Disease	008	130	145	92.95	96.41	PASS	PASS	PASS
		Pediatrics	101	60	70	75.75	86.84	FAIL	FAIL	FAIL
Pershing	CEAC	Home Health	055 & 056	130	145	92.99	100.00	PASS	PASS	PASS
		Pulmonology	030	130	145	100.00	100.00	PASS	PASS	PASS
		Gastroenterology	014	130	145	100.00	100.00	PASS	PASS	PASS
		Cardiovascular Disease	008	130	145	100.00	100.00	PASS	PASS	PASS
		Pediatrics	101	60	70	46.50	53.50	FAIL	FAIL	FAIL
Storey	Rural	Home Health	055 & 056	90	110	100.00	100.00	PASS	PASS	PASS
		Pulmonology	030	90	110	100.00	100.00	PASS	PASS	PASS
		Gastroenterology	014	90	110	100.00	100.00	PASS	PASS	PASS
		Cardiovascular Disease	008	90	110	100.00	100.00	PASS	PASS	PASS
		Pediatrics	101	30	40	100.00	100.00	PASS	PASS	PASS
Washoe	Metro	Home Health	055 & 056	40	60	99.13	99.68	PASS	PASS	PASS
		Pulmonology	030	40	60	99.60	99.88	PASS	PASS	PASS
		Gastroenterology	014	40	60	99.60	99.88	PASS	PASS	PASS
		Cardiovascular Disease	008	40	60	99.60	99.88	PASS	PASS	PASS
		Pediatrics	101	10	15	86.49	75.39	FAIL	FAIL	FAIL
White Pine	CEAC	Home Health	055 & 056	130	145	0.00	0.00	FAIL	FAIL	FAIL
		Pulmonology	030	130	145	0.00	0.00	FAIL	FAIL	FAIL
		Gastroenterology	014	130	145	0.00	0.00	FAIL	FAIL	FAIL
		Cardiovascular Disease	008	130	145	0.00	100.00	FAIL	PASS	PASS
		Pediatrics	101	60	70	0.00	0.00	FAIL	FAIL	FAIL

Overall Service Area Adequacy							
Specialty Description	Percent with access Distance	Percent with access Time	Percent without access Distance	Percent without access Time	Distance	Time	Overall
Home Health	98.14	99.13	1.86	0.87	PASS	PASS	PASS
Pulmonology	95.09	95.56	4.91	4.44	PASS	PASS	PASS
Gastroenterology	95.54	96.03	4.46	3.97	PASS	PASS	PASS
Cardiovascular Disease	97.89	98.87	2.11	1.13	PASS	PASS	PASS
Pediatrics	84.48	75.43	15.52	24.57	<i>FAIL</i>	<i>FAIL</i>	<i>FAIL</i>

Network 2: Service Area: State of Nevada

Network Adequacy by County

County	County Classification	Specialty Description	Specialty Codes	Radii in miles	Radii in minutes	Percent with access Distance	Percent with access Time	Distance	Time	Overall
Carson City	Metro	Home Health	055 & 056	40	60	100.00	100.00	PASS	PASS	PASS
		Pulmonology	030	40	60	100.00	100.00	PASS	PASS	PASS
		Gastroenterology	014	40	60	100.00	100.00	PASS	PASS	PASS
		Cardiovascular Disease	008	40	60	100.00	100.00	PASS	PASS	PASS
		Pediatrics	101	10	15	83.80	58.10	FAIL	FAIL	FAIL
Churchill	Service Area: St	Home Health	055 & 056	130	145	100.00	100.00	PASS	PASS	PASS
		Pulmonology	030	130	145	100.00	100.00	PASS	PASS	PASS
		Gastroenterology	014	130	145	100.00	100.00	PASS	PASS	PASS
		Cardiovascular Disease	008	130	145	100.00	100.00	PASS	PASS	PASS
		Pediatrics	101	60	70	50.00	75.00	FAIL	FAIL	FAIL
Clark	Metro	Home Health	055 & 056	40	60	99.41	99.57	PASS	PASS	PASS
		Pulmonology	030	40	60	97.57	97.81	PASS	PASS	PASS
		Gastroenterology	014	40	60	98.57	98.84	PASS	PASS	PASS
		Cardiovascular Disease	008	40	60	98.18	99.16	PASS	PASS	PASS
		Pediatrics	101	10	15	91.44	81.35	PASS	FAIL	PASS
Douglas	Micro	Home Health	055 & 056	75	100	100.00	100.00	PASS	PASS	PASS
		Pulmonology	030	75	100	100.00	100.00	PASS	PASS	PASS
		Gastroenterology	014	75	100	100.00	100.00	PASS	PASS	PASS
		Cardiovascular Disease	008	75	100	100.00	100.00	PASS	PASS	PASS
		Pediatrics	101	20	30	51.72	35.28	FAIL	FAIL	FAIL
Elko	CEAC	Home Health	055 & 056	130	145	23.24	75.84	FAIL	FAIL	FAIL
		Pulmonology	030	130	145	0.00	0.00	FAIL	FAIL	FAIL
		Gastroenterology	014	130	145	0.00	0.00	FAIL	FAIL	FAIL
		Cardiovascular Disease	008	130	145	100.00	99.91	PASS	PASS	PASS
		Pediatrics	101	60	70	93.47	76.21	PASS	FAIL	PASS
Esmeralda	CEAC	Home Health	055 & 056	130	145	0.00	0.00	FAIL	FAIL	FAIL
		Pulmonology	030	130	145	0.00	0.00	FAIL	FAIL	FAIL
		Gastroenterology	014	130	145	0.00	0.00	FAIL	FAIL	FAIL
		Cardiovascular Disease	008	130	145	100.00	100.00	PASS	PASS	PASS
		Pediatrics	101	60	70	0.00	0.00	FAIL	FAIL	FAIL

Network Adequacy by County

County	County Classification	Specialty Description	Specialty Codes	Radii in miles	Radii in minutes	Percent with access Distance	Percent with access Time	Distance	Time	Overall
Eureka	CEAC	Home Health	055 & 056	130	145	100.00	100.00	PASS	PASS	PASS
		Pulmonology	030	130	145	0.00	0.00	FAIL	FAIL	FAIL
		Gastroenterology	014	130	145	0.00	0.00	FAIL	FAIL	FAIL
		Cardiovascular Disease	008	130	145	100.00	100.00	PASS	PASS	PASS
		Pediatrics	101	60	70	74.50	100.00	FAIL	PASS	PASS
Humboldt	CEAC	Home Health	055 & 056	130	145	100.00	100.00	PASS	PASS	PASS
		Pulmonology	030	130	145	30.05	62.53	FAIL	FAIL	FAIL
		Gastroenterology	014	130	145	0.00	30.05	FAIL	FAIL	FAIL
		Cardiovascular Disease	008	130	145	62.53	62.53	FAIL	FAIL	FAIL
		Pediatrics	101	60	70	0.00	0.00	FAIL	FAIL	FAIL
Lander	CEAC	Home Health	055 & 056	130	145	100.00	100.00	PASS	PASS	PASS
		Pulmonology	030	130	145	0.00	9.31	FAIL	FAIL	FAIL
		Gastroenterology	014	130	145	0.00	0.00	FAIL	FAIL	FAIL
		Cardiovascular Disease	008	130	145	100.00	100.00	PASS	PASS	PASS
		Pediatrics	101	60	70	9.31	9.31	FAIL	FAIL	FAIL
Lincoln	CEAC	Home Health	055 & 056	130	145	100.00	100.00	PASS	PASS	PASS
		Pulmonology	030	130	145	26.18	54.39	FAIL	FAIL	FAIL
		Gastroenterology	014	130	145	26.18	54.39	FAIL	FAIL	FAIL
		Cardiovascular Disease	008	130	145	100.00	100.00	PASS	PASS	PASS
		Pediatrics	101	60	70	0.00	0.00	FAIL	FAIL	FAIL
Lyon	Micro	Home Health	055 & 056	75	100	100.00	100.00	PASS	PASS	PASS
		Pulmonology	030	75	100	100.00	100.00	PASS	PASS	PASS
		Gastroenterology	014	75	100	100.00	100.00	PASS	PASS	PASS
		Cardiovascular Disease	008	75	100	100.00	100.00	PASS	PASS	PASS
		Pediatrics	101	20	30	14.53	14.53	FAIL	FAIL	FAIL
Mineral	CEAC	Home Health	055 & 056	130	145	100.00	100.00	PASS	PASS	PASS
		Pulmonology	030	130	145	96.53	100.00	PASS	PASS	PASS
		Gastroenterology	014	130	145	95.52	95.52	PASS	PASS	PASS
		Cardiovascular Disease	008	130	145	100.00	100.00	PASS	PASS	PASS
		Pediatrics	101	60	70	0.00	0.00	FAIL	FAIL	FAIL

Network Adequacy by County

County	County Classification	Specialty Description	Specialty Codes	Radii in miles	Radii in minutes	Percent with access Distance	Percent with access Time	Distance	Time	Overall
Nye	CEAC	Home Health	055 & 056	130	145	93.31	93.31	PASS	PASS	PASS
		Pulmonology	030	130	145	89.84	89.84	FAIL	FAIL	FAIL
		Gastroenterology	014	130	145	89.19	89.84	FAIL	FAIL	FAIL
		Cardiovascular Disease	008	130	145	92.95	92.95	PASS	PASS	PASS
		Pediatrics	101	60	70	86.84	86.84	FAIL	FAIL	FAIL
Pershing	CEAC	Home Health	055 & 056	130	145	100.00	100.00	PASS	PASS	PASS
		Pulmonology	030	130	145	100.00	100.00	PASS	PASS	PASS
		Gastroenterology	014	130	145	92.99	100.00	PASS	PASS	PASS
		Cardiovascular Disease	008	130	145	100.00	100.00	PASS	PASS	PASS
		Pediatrics	101	60	70	0.00	0.00	FAIL	FAIL	FAIL
Storey	Rural	Home Health	055 & 056	90	110	100.00	100.00	PASS	PASS	PASS
		Pulmonology	030	90	110	100.00	100.00	PASS	PASS	PASS
		Gastroenterology	014	90	110	100.00	100.00	PASS	PASS	PASS
		Cardiovascular Disease	008	90	110	100.00	100.00	PASS	PASS	PASS
		Pediatrics	101	30	40	100.00	100.00	PASS	PASS	PASS
Washoe	Metro	Home Health	055 & 056	40	60	99.88	99.88	PASS	PASS	PASS
		Pulmonology	030	40	60	99.88	99.88	PASS	PASS	PASS
		Gastroenterology	014	40	60	99.60	99.68	PASS	PASS	PASS
		Cardiovascular Disease	008	40	60	99.60	99.88	PASS	PASS	PASS
		Pediatrics	101	10	15	75.24	69.64	FAIL	FAIL	FAIL
White Pine	CEAC	Home Health	055 & 056	130	145	100.00	100.00	PASS	PASS	PASS
		Pulmonology	030	130	145	0.00	0.00	FAIL	FAIL	FAIL
		Gastroenterology	014	130	145	0.00	0.00	FAIL	FAIL	FAIL
		Cardiovascular Disease	008	130	145	0.00	61.92	FAIL	FAIL	FAIL
		Pediatrics	101	60	70	0.00	0.00	FAIL	FAIL	FAIL

Overall Service Area Adequacy							
Specialty Description	Percent with access Distance	Percent with access Time	Percent without access Distance	Percent without access Time	Distance	Time	Overall
Home Health	96.74	97.56	3.26	2.44	PASS	PASS	PASS
Pulmonology	94.84	95.74	5.16	4.26	PASS	PASS	PASS
Gastroenterology	95.47	96.30	4.53	3.70	PASS	PASS	PASS
Cardiovascular Disease	98.32	98.95	1.68	1.05	PASS	PASS	PASS
Pediatrics	88.34	82.94	11.66	17.06	<i>FAIL</i>	<i>FAIL</i>	<i>FAIL</i>

Network 3: Service Area: State of Nevada

Network Adequacy by County

County	County Classification	Specialty Description	Specialty Codes	Radii in miles	Radii in minutes	Percent with access Distance	Percent with access Time	Distance	Time	Overall
Carson City	Metro	Home Health	055 & 056	40	60	100.00	100.00	PASS	PASS	PASS
		Pulmonology	030	40	60	100.00	100.00	PASS	PASS	PASS
		Gastroenterology	014	40	60	100.00	100.00	PASS	PASS	PASS
		Cardiovascular Disease	008	40	60	100.00	100.00	PASS	PASS	PASS
		Pediatrics	101	10	15	91.90	58.10	PASS	FAIL	PASS
Churchill	Service Area: St	Home Health	055 & 056	130	145	100.00	100.00	PASS	PASS	PASS
		Pulmonology	030	130	145	100.00	100.00	PASS	PASS	PASS
		Gastroenterology	014	130	145	100.00	100.00	PASS	PASS	PASS
		Cardiovascular Disease	008	130	145	100.00	100.00	PASS	PASS	PASS
		Pediatrics	101	60	70	75.00	75.00	FAIL	FAIL	FAIL
Clark	Metro	Home Health	055 & 056	40	60	99.37	99.57	PASS	PASS	PASS
		Pulmonology	030	40	60	98.22	98.45	PASS	PASS	PASS
		Gastroenterology	014	40	60	98.26	99.02	PASS	PASS	PASS
		Cardiovascular Disease	008	40	60	98.49	99.35	PASS	PASS	PASS
		Pediatrics	101	10	15	93.85	87.60	PASS	FAIL	PASS
Douglas	Micro	Home Health	055 & 056	75	100	100.00	100.00	PASS	PASS	PASS
		Pulmonology	030	75	100	95.47	97.73	PASS	PASS	PASS
		Gastroenterology	014	75	100	100.00	100.00	PASS	PASS	PASS
		Cardiovascular Disease	008	75	100	100.00	100.00	PASS	PASS	PASS
		Pediatrics	101	20	30	89.46	86.88	FAIL	FAIL	FAIL
Elko	CEAC	Home Health	055 & 056	130	145	2.74	10.78	FAIL	FAIL	FAIL
		Pulmonology	030	130	145	0.00	0.00	FAIL	FAIL	FAIL
		Gastroenterology	014	130	145	0.00	0.00	FAIL	FAIL	FAIL
		Cardiovascular Disease	008	130	145	100.00	99.91	PASS	PASS	PASS
		Pediatrics	101	60	70	93.47	93.56	PASS	PASS	PASS
Esmeralda	CEAC	Home Health	055 & 056	130	145	0.00	0.00	FAIL	FAIL	FAIL
		Pulmonology	030	130	145	0.00	0.00	FAIL	FAIL	FAIL
		Gastroenterology	014	130	145	0.00	35.32	FAIL	FAIL	FAIL
		Cardiovascular Disease	008	130	145	0.00	35.32	FAIL	FAIL	FAIL
		Pediatrics	101	60	70	0.00	0.00	FAIL	FAIL	FAIL

Network Adequacy by County

County	County Classification	Specialty Description	Specialty Codes	Radii in miles	Radii in minutes	Percent with access Distance	Percent with access Time	Distance	Time	Overall
Eureka	CEAC	Home Health	055 & 056	130	145	74.50	74.50	FAIL	FAIL	FAIL
		Pulmonology	030	130	145	0.00	0.00	FAIL	FAIL	FAIL
		Gastroenterology	014	130	145	0.00	0.00	FAIL	FAIL	FAIL
		Cardiovascular Disease	008	130	145	100.00	100.00	PASS	PASS	PASS
		Pediatrics	101	60	70	0.00	100.00	FAIL	PASS	PASS
Humboldt	CEAC	Home Health	055 & 056	130	145	0.00	60.31	FAIL	FAIL	FAIL
		Pulmonology	030	130	145	0.00	30.25	FAIL	FAIL	FAIL
		Gastroenterology	014	130	145	0.00	30.25	FAIL	FAIL	FAIL
		Cardiovascular Disease	008	130	145	100.00	100.00	PASS	PASS	PASS
		Pediatrics	101	60	70	96.16	69.66	PASS	FAIL	PASS
Lander	CEAC	Home Health	055 & 056	130	145	0.00	9.31	FAIL	FAIL	FAIL
		Pulmonology	030	130	145	0.00	0.00	FAIL	FAIL	FAIL
		Gastroenterology	014	130	145	0.00	0.00	FAIL	FAIL	FAIL
		Cardiovascular Disease	008	130	145	100.00	100.00	PASS	PASS	PASS
		Pediatrics	101	60	70	54.65	54.65	FAIL	FAIL	FAIL
Lincoln	CEAC	Home Health	055 & 056	130	145	71.80	100.00	FAIL	PASS	PASS
		Pulmonology	030	130	145	26.18	54.39	FAIL	FAIL	FAIL
		Gastroenterology	014	130	145	100.00	100.00	PASS	PASS	PASS
		Cardiovascular Disease	008	130	145	100.00	100.00	PASS	PASS	PASS
		Pediatrics	101	60	70	0.00	0.00	FAIL	FAIL	FAIL
Lyon	Micro	Home Health	055 & 056	75	100	100.00	100.00	PASS	PASS	PASS
		Pulmonology	030	75	100	83.26	99.13	FAIL	PASS	PASS
		Gastroenterology	014	75	100	100.00	100.00	PASS	PASS	PASS
		Cardiovascular Disease	008	75	100	100.00	100.00	PASS	PASS	PASS
		Pediatrics	101	20	30	30.41	34.33	FAIL	FAIL	FAIL
Mineral	CEAC	Home Health	055 & 056	130	145	95.52	95.52	PASS	PASS	PASS
		Pulmonology	030	130	145	55.61	95.52	FAIL	PASS	PASS
		Gastroenterology	014	130	145	95.52	95.52	PASS	PASS	PASS
		Cardiovascular Disease	008	130	145	100.00	100.00	PASS	PASS	PASS
		Pediatrics	101	60	70	95.52	95.52	PASS	PASS	PASS

Network Adequacy by County

County	County Classification	Specialty Description	Specialty Codes	Radii in miles	Radii in minutes	Percent with access Distance	Percent with access Time	Distance	Time	Overall
Nye	CEAC	Home Health	055 & 056	130	145	92.66	93.31	PASS	PASS	PASS
		Pulmonology	030	130	145	89.19	89.84	FAIL	FAIL	FAIL
		Gastroenterology	014	130	145	89.19	89.84	FAIL	FAIL	FAIL
		Cardiovascular Disease	008	130	145	89.84	89.84	FAIL	FAIL	FAIL
		Pediatrics	101	60	70	90.43	90.43	PASS	PASS	PASS
Pershing	CEAC	Home Health	055 & 056	130	145	92.99	100.00	PASS	PASS	PASS
		Pulmonology	030	130	145	92.99	100.00	PASS	PASS	PASS
		Gastroenterology	014	130	145	92.99	100.00	PASS	PASS	PASS
		Cardiovascular Disease	008	130	145	100.00	100.00	PASS	PASS	PASS
		Pediatrics	101	60	70	7.01	53.50	FAIL	FAIL	FAIL
Storey	Rural	Home Health	055 & 056	90	110	100.00	100.00	PASS	PASS	PASS
		Pulmonology	030	90	110	100.00	100.00	PASS	PASS	PASS
		Gastroenterology	014	90	110	100.00	100.00	PASS	PASS	PASS
		Cardiovascular Disease	008	90	110	100.00	100.00	PASS	PASS	PASS
		Pediatrics	101	30	40	100.00	100.00	PASS	PASS	PASS
Washoe	Metro	Home Health	055 & 056	40	60	99.60	99.88	PASS	PASS	PASS
		Pulmonology	030	40	60	99.60	99.88	PASS	PASS	PASS
		Gastroenterology	014	40	60	99.60	99.88	PASS	PASS	PASS
		Cardiovascular Disease	008	40	60	99.88	99.88	PASS	PASS	PASS
		Pediatrics	101	10	15	71.73	70.54	FAIL	FAIL	FAIL
White Pine	CEAC	Home Health	055 & 056	130	145	100.00	100.00	PASS	PASS	PASS
		Pulmonology	030	130	145	2.35	2.35	FAIL	FAIL	FAIL
		Gastroenterology	014	130	145	0.00	0.00	FAIL	FAIL	FAIL
		Cardiovascular Disease	008	130	145	0.00	0.00	FAIL	FAIL	FAIL
		Pediatrics	101	60	70	97.65	100.00	PASS	PASS	PASS

Overall Service Area Adequacy							
Specialty Description	Percent with access Distance	Percent with access Time	Percent without access Distance	Percent without access Time	Distance	Time	Overall
Home Health	97.33	97.42	2.67	2.58	PASS	PASS	PASS
Pulmonology	97.41	97.72	2.59	2.28	PASS	PASS	PASS
Gastroenterology	97.66	98.80	2.34	1.20	PASS	PASS	PASS
Cardiovascular Disease	98.75	99.09	1.25	0.91	PASS	PASS	PASS
Pediatrics	86.93	78.96	13.07	21.04	<i>FAIL</i>	<i>FAIL</i>	<i>FAIL</i>

Network 4: Service Area: State of Nevada

Network Adequacy by County

County	County Classification	Specialty Description	Specialty Codes	Radii in miles	Radii in minutes	Percent with access Distance	Percent with access Time	Distance	Time	Overall
Carson City	Metro	Home Health	055 & 056	40	60	100.00	100.00	PASS	PASS	PASS
		Pulmonology	030	40	60	100.00	91.90	PASS	PASS	PASS
		Gastroenterology	014	40	60	100.00	100.00	PASS	PASS	PASS
		Cardiovascular Disease	008	40	60	100.00	100.00	PASS	PASS	PASS
		Pediatrics	101	10	15	91.90	58.10	PASS	FAIL	PASS
Churchill	Service Area: St	Home Health	055 & 056	130	145	100.00	100.00	PASS	PASS	PASS
		Pulmonology	030	130	145	100.00	100.00	PASS	PASS	PASS
		Gastroenterology	014	130	145	100.00	100.00	PASS	PASS	PASS
		Cardiovascular Disease	008	130	145	100.00	100.00	PASS	PASS	PASS
		Pediatrics	101	60	70	0.00	75.00	FAIL	FAIL	FAIL
Clark	Metro	Home Health	055 & 056	40	60	99.76	99.48	PASS	PASS	PASS
		Pulmonology	030	40	60	98.18	98.40	PASS	PASS	PASS
		Gastroenterology	014	40	60	99.73	99.95	PASS	PASS	PASS
		Cardiovascular Disease	008	40	60	99.20	99.57	PASS	PASS	PASS
		Pediatrics	101	10	15	94.54	84.14	PASS	FAIL	PASS
Douglas	Micro	Home Health	055 & 056	75	100	100.00	100.00	PASS	PASS	PASS
		Pulmonology	030	75	100	100.00	100.00	PASS	PASS	PASS
		Gastroenterology	014	75	100	100.00	100.00	PASS	PASS	PASS
		Cardiovascular Disease	008	75	100	100.00	100.00	PASS	PASS	PASS
		Pediatrics	101	20	30	54.15	45.00	FAIL	FAIL	FAIL
Elko	CEAC	Home Health	055 & 056	130	145	0.00	5.13	FAIL	FAIL	FAIL
		Pulmonology	030	130	145	100.00	99.91	PASS	PASS	PASS
		Gastroenterology	014	130	145	23.24	71.33	FAIL	FAIL	FAIL
		Cardiovascular Disease	008	130	145	100.00	99.91	PASS	PASS	PASS
		Pediatrics	101	60	70	93.47	93.56	PASS	PASS	PASS
Esmeralda	CEAC	Home Health	055 & 056	130	145	0.00	0.00	FAIL	FAIL	FAIL
		Pulmonology	030	130	145	0.00	0.00	FAIL	FAIL	FAIL
		Gastroenterology	014	130	145	0.00	0.00	FAIL	FAIL	FAIL
		Cardiovascular Disease	008	130	145	0.00	0.00	FAIL	FAIL	FAIL
		Pediatrics	101	60	70	0.00	0.00	FAIL	FAIL	FAIL

Network Adequacy by County

County	County Classification	Specialty Description	Specialty Codes	Radii in miles	Radii in minutes	Percent with access Distance	Percent with access Time	Distance	Time	Overall
Eureka	CEAC	Home Health	055 & 056	130	145	74.50	74.50	FAIL	FAIL	FAIL
		Pulmonology	030	130	145	100.00	100.00	PASS	PASS	PASS
		Gastroenterology	014	130	145	25.50	25.50	FAIL	FAIL	FAIL
		Cardiovascular Disease	008	130	145	100.00	100.00	PASS	PASS	PASS
		Pediatrics	101	60	70	0.00	25.50	FAIL	FAIL	FAIL
Humboldt	CEAC	Home Health	055 & 056	130	145	30.05	62.26	FAIL	FAIL	FAIL
		Pulmonology	030	130	145	32.48	62.53	FAIL	FAIL	FAIL
		Gastroenterology	014	130	145	100.00	100.00	PASS	PASS	PASS
		Cardiovascular Disease	008	130	145	100.00	100.00	PASS	PASS	PASS
		Pediatrics	101	60	70	0.00	0.00	FAIL	FAIL	FAIL
Lander	CEAC	Home Health	055 & 056	130	145	9.31	9.31	FAIL	FAIL	FAIL
		Pulmonology	030	130	145	90.69	90.69	PASS	PASS	PASS
		Gastroenterology	014	130	145	90.69	100.00	PASS	PASS	PASS
		Cardiovascular Disease	008	130	145	90.69	100.00	PASS	PASS	PASS
		Pediatrics	101	60	70	0.00	45.35	FAIL	FAIL	FAIL
Lincoln	CEAC	Home Health	055 & 056	130	145	100.00	100.00	PASS	PASS	PASS
		Pulmonology	030	130	145	26.18	54.39	FAIL	FAIL	FAIL
		Gastroenterology	014	130	145	26.18	73.27	FAIL	FAIL	FAIL
		Cardiovascular Disease	008	130	145	100.00	100.00	PASS	PASS	PASS
		Pediatrics	101	60	70	0.00	0.00	FAIL	FAIL	FAIL
Lyon	Micro	Home Health	055 & 056	75	100	100.00	100.00	PASS	PASS	PASS
		Pulmonology	030	75	100	100.00	100.00	PASS	PASS	PASS
		Gastroenterology	014	75	100	100.00	100.00	PASS	PASS	PASS
		Cardiovascular Disease	008	75	100	100.00	100.00	PASS	PASS	PASS
		Pediatrics	101	20	30	14.53	17.58	FAIL	FAIL	FAIL
Mineral	CEAC	Home Health	055 & 056	130	145	100.00	100.00	PASS	PASS	PASS
		Pulmonology	030	130	145	95.52	95.52	PASS	PASS	PASS
		Gastroenterology	014	130	145	95.52	96.53	PASS	PASS	PASS
		Cardiovascular Disease	008	130	145	95.52	96.53	PASS	PASS	PASS
		Pediatrics	101	60	70	100.00	100.00	PASS	PASS	PASS

Network Adequacy by County

County	County Classification	Specialty Description	Specialty Codes	Radii in miles	Radii in minutes	Percent with access Distance	Percent with access Time	Distance	Time	Overall
Nye	CEAC	Home Health	055 & 056	130	145	93.31	93.31	PASS	PASS	PASS
		Pulmonology	030	130	145	89.19	89.84	FAIL	FAIL	FAIL
		Gastroenterology	014	130	145	89.19	89.84	FAIL	FAIL	FAIL
		Cardiovascular Disease	008	130	145	89.19	89.84	FAIL	FAIL	FAIL
		Pediatrics	101	60	70	87.49	87.49	FAIL	FAIL	FAIL
Pershing	CEAC	Home Health	055 & 056	130	145	100.00	100.00	PASS	PASS	PASS
		Pulmonology	030	130	145	92.99	100.00	PASS	PASS	PASS
		Gastroenterology	014	130	145	100.00	100.00	PASS	PASS	PASS
		Cardiovascular Disease	008	130	145	100.00	100.00	PASS	PASS	PASS
		Pediatrics	101	60	70	0.00	0.00	FAIL	FAIL	FAIL
Storey	Rural	Home Health	055 & 056	90	110	100.00	100.00	PASS	PASS	PASS
		Pulmonology	030	90	110	100.00	100.00	PASS	PASS	PASS
		Gastroenterology	014	90	110	100.00	100.00	PASS	PASS	PASS
		Cardiovascular Disease	008	90	110	100.00	100.00	PASS	PASS	PASS
		Pediatrics	101	30	40	100.00	100.00	PASS	PASS	PASS
Washoe	Metro	Home Health	055 & 056	40	60	99.88	99.88	PASS	PASS	PASS
		Pulmonology	030	40	60	99.60	99.88	PASS	PASS	PASS
		Gastroenterology	014	40	60	99.60	99.88	PASS	PASS	PASS
		Cardiovascular Disease	008	40	60	99.60	99.88	PASS	PASS	PASS
		Pediatrics	101	10	15	77.34	74.66	FAIL	FAIL	FAIL
White Pine	CEAC	Home Health	055 & 056	130	145	100.00	100.00	PASS	PASS	PASS
		Pulmonology	030	130	145	0.00	0.00	FAIL	FAIL	FAIL
		Gastroenterology	014	130	145	0.00	2.35	FAIL	FAIL	FAIL
		Cardiovascular Disease	008	130	145	0.00	0.00	FAIL	FAIL	FAIL
		Pediatrics	101	60	70	0.00	0.00	FAIL	FAIL	FAIL

Overall Service Area Adequacy							
Specialty Description	Percent with access Distance	Percent with access Time	Percent without access Distance	Percent without access Time	Distance	Time	Overall
Home Health	95.54	96.31	4.46	3.69	PASS	PASS	PASS
Pulmonology	95.40	96.23	4.60	3.77	PASS	PASS	PASS
Gastroenterology	95.39	96.16	4.61	3.84	PASS	PASS	PASS
Cardiovascular Disease	98.49	99.07	1.51	0.93	PASS	PASS	PASS
Pediatrics	83.01	79.98	16.99	20.02	<i>FAIL</i>	<i>FAIL</i>	<i>FAIL</i>

Network 5: Service Area: State of Nevada

Network Adequacy by County

County	County Classification	Specialty Description	Specialty Codes	Radii in miles	Radii in minutes	Percent with access Distance	Percent with access Time	Distance	Time	Overall
Carson City	Metro	Home Health	055 & 056	40	60	100.00	100.00	PASS	PASS	PASS
		Pulmonology	030	40	60	100.00	100.00	PASS	PASS	PASS
		Gastroenterology	014	40	60	100.00	100.00	PASS	PASS	PASS
		Cardiovascular Disease	008	40	60	100.00	100.00	PASS	PASS	PASS
		Pediatrics	101	10	15	0.00	0.00	FAIL	FAIL	FAIL
Churchill	Service Area: St	Home Health	055 & 056	130	145	100.00	100.00	PASS	PASS	PASS
		Pulmonology	030	130	145	100.00	100.00	PASS	PASS	PASS
		Gastroenterology	014	130	145	100.00	100.00	PASS	PASS	PASS
		Cardiovascular Disease	008	130	145	100.00	100.00	PASS	PASS	PASS
		Pediatrics	101	60	70	100.00	100.00	PASS	PASS	PASS
Clark	Metro	Home Health	055 & 056	40	60	98.55	98.89	PASS	PASS	PASS
		Pulmonology	030	40	60	98.15	98.97	PASS	PASS	PASS
		Gastroenterology	014	40	60	98.26	98.50	PASS	PASS	PASS
		Cardiovascular Disease	008	40	60	98.65	99.41	PASS	PASS	PASS
		Pediatrics	101	10	15	94.80	90.16	PASS	PASS	PASS
Douglas	Micro	Home Health	055 & 056	75	100	100.00	100.00	PASS	PASS	PASS
		Pulmonology	030	75	100	100.00	100.00	PASS	PASS	PASS
		Gastroenterology	014	75	100	95.47	98.87	PASS	PASS	PASS
		Cardiovascular Disease	008	75	100	100.00	100.00	PASS	PASS	PASS
		Pediatrics	101	20	30	0.00	0.00	FAIL	FAIL	FAIL
Elko	CEAC	Home Health	055 & 056	130	145	0.00	0.00	FAIL	FAIL	FAIL
		Pulmonology	030	130	145	0.00	0.00	FAIL	FAIL	FAIL
		Gastroenterology	014	130	145	0.00	2.91	FAIL	FAIL	FAIL
		Cardiovascular Disease	008	130	145	100.00	99.91	PASS	PASS	PASS
		Pediatrics	101	60	70	0.00	0.00	FAIL	FAIL	FAIL
Esmeralda	CEAC	Home Health	055 & 056	130	145	0.00	35.32	FAIL	FAIL	FAIL
		Pulmonology	030	130	145	0.00	0.00	FAIL	FAIL	FAIL
		Gastroenterology	014	130	145	0.00	35.32	FAIL	FAIL	FAIL
		Cardiovascular Disease	008	130	145	100.00	100.00	PASS	PASS	PASS
		Pediatrics	101	60	70	0.00	0.00	FAIL	FAIL	FAIL

Network Adequacy by County

County	County Classification	Specialty Description	Specialty Codes	Radii in miles	Radii in minutes	Percent with access Distance	Percent with access Time	Distance	Time	Overall
Eureka	CEAC	Home Health	055 & 056	130	145	0.00	0.00	FAIL	FAIL	FAIL
		Pulmonology	030	130	145	0.00	0.00	FAIL	FAIL	FAIL
		Gastroenterology	014	130	145	0.00	0.00	FAIL	FAIL	FAIL
		Cardiovascular Disease	008	130	145	100.00	100.00	PASS	PASS	PASS
		Pediatrics	101	60	70	0.00	0.00	FAIL	FAIL	FAIL
Humboldt	CEAC	Home Health	055 & 056	130	145	0.00	60.31	FAIL	FAIL	FAIL
		Pulmonology	030	130	145	0.00	30.25	FAIL	FAIL	FAIL
		Gastroenterology	014	130	145	0.00	60.31	FAIL	FAIL	FAIL
		Cardiovascular Disease	008	130	145	100.00	100.00	PASS	PASS	PASS
		Pediatrics	101	60	70	0.00	0.00	FAIL	FAIL	FAIL
Lander	CEAC	Home Health	055 & 056	130	145	0.00	0.00	FAIL	FAIL	FAIL
		Pulmonology	030	130	145	0.00	0.00	FAIL	FAIL	FAIL
		Gastroenterology	014	130	145	0.00	0.00	FAIL	FAIL	FAIL
		Cardiovascular Disease	008	130	145	100.00	100.00	PASS	PASS	PASS
		Pediatrics	101	60	70	0.00	0.00	FAIL	FAIL	FAIL
Lincoln	CEAC	Home Health	055 & 056	130	145	26.18	54.39	FAIL	FAIL	FAIL
		Pulmonology	030	130	145	100.00	100.00	PASS	PASS	PASS
		Gastroenterology	014	130	145	100.00	100.00	PASS	PASS	PASS
		Cardiovascular Disease	008	130	145	100.00	100.00	PASS	PASS	PASS
		Pediatrics	101	60	70	0.00	0.00	FAIL	FAIL	FAIL
Lyon	Micro	Home Health	055 & 056	75	100	100.00	100.00	PASS	PASS	PASS
		Pulmonology	030	75	100	100.00	100.00	PASS	PASS	PASS
		Gastroenterology	014	75	100	99.13	100.00	PASS	PASS	PASS
		Cardiovascular Disease	008	75	100	100.00	100.00	PASS	PASS	PASS
		Pediatrics	101	20	30	45.40	51.50	FAIL	FAIL	FAIL
Mineral	CEAC	Home Health	055 & 056	130	145	95.52	95.52	PASS	PASS	PASS
		Pulmonology	030	130	145	100.00	100.00	PASS	PASS	PASS
		Gastroenterology	014	130	145	95.52	95.52	PASS	PASS	PASS
		Cardiovascular Disease	008	130	145	100.00	100.00	PASS	PASS	PASS
		Pediatrics	101	60	70	15.70	15.70	FAIL	FAIL	FAIL

Network Adequacy by County

County	County Classification	Specialty Description	Specialty Codes	Radii in miles	Radii in minutes	Percent with access Distance	Percent with access Time	Distance	Time	Overall
Nye	CEAC	Home Health	055 & 056	130	145	89.19	89.84	FAIL	FAIL	FAIL
		Pulmonology	030	130	145	89.84	89.84	FAIL	FAIL	FAIL
		Gastroenterology	014	130	145	89.19	89.84	FAIL	FAIL	FAIL
		Cardiovascular Disease	008	130	145	92.95	92.95	PASS	PASS	PASS
		Pediatrics	101	60	70	86.84	86.84	FAIL	FAIL	FAIL
Pershing	CEAC	Home Health	055 & 056	130	145	100.00	100.00	PASS	PASS	PASS
		Pulmonology	030	130	145	92.99	100.00	PASS	PASS	PASS
		Gastroenterology	014	130	145	100.00	100.00	PASS	PASS	PASS
		Cardiovascular Disease	008	130	145	100.00	100.00	PASS	PASS	PASS
		Pediatrics	101	60	70	46.50	46.50	FAIL	FAIL	FAIL
Storey	Rural	Home Health	055 & 056	90	110	100.00	100.00	PASS	PASS	PASS
		Pulmonology	030	90	110	100.00	100.00	PASS	PASS	PASS
		Gastroenterology	014	90	110	100.00	100.00	PASS	PASS	PASS
		Cardiovascular Disease	008	90	110	100.00	100.00	PASS	PASS	PASS
		Pediatrics	101	30	40	100.00	100.00	PASS	PASS	PASS
Washoe	Metro	Home Health	055 & 056	40	60	99.60	99.88	PASS	PASS	PASS
		Pulmonology	030	40	60	99.60	99.68	PASS	PASS	PASS
		Gastroenterology	014	40	60	99.60	99.88	PASS	PASS	PASS
		Cardiovascular Disease	008	40	60	99.68	99.88	PASS	PASS	PASS
		Pediatrics	101	10	15	70.49	71.86	FAIL	FAIL	FAIL
White Pine	CEAC	Home Health	055 & 056	130	145	0.00	0.00	FAIL	FAIL	FAIL
		Pulmonology	030	130	145	0.00	0.00	FAIL	FAIL	FAIL
		Gastroenterology	014	130	145	0.00	2.35	FAIL	FAIL	FAIL
		Cardiovascular Disease	008	130	145	0.00	2.35	FAIL	FAIL	FAIL
		Pediatrics	101	60	70	0.00	0.00	FAIL	FAIL	FAIL

Overall Service Area Adequacy							
Specialty Description	Percent with access Distance	Percent with access Time	Percent without access Distance	Percent without access Time	Distance	Time	Overall
Home Health	96.10	97.36	3.90	2.64	PASS	PASS	PASS
Pulmonology	99.20	99.24	0.80	0.76	PASS	PASS	PASS
Gastroenterology	98.78	99.09	1.22	0.91	PASS	PASS	PASS
Cardiovascular Disease	99.07	99.19	0.93	0.81	PASS	PASS	PASS
Pediatrics	91.38	87.03	8.62	12.97	PASS	<i>FAIL</i>	PASS

Network 6: Service Area: State of Nevada

Network Adequacy by County

County	County Classification	Specialty Description	Specialty Codes	Radii in miles	Radii in minutes	Percent with access Distance	Percent with access Time	Distance	Time	Overall
Carson City	Metro	Home Health	055 & 056	40	60	100.00	100.00	PASS	PASS	PASS
		Pulmonology	030	40	60	100.00	100.00	PASS	PASS	PASS
		Gastroenterology	014	40	60	100.00	100.00	PASS	PASS	PASS
		Cardiovascular Disease	008	40	60	100.00	100.00	PASS	PASS	PASS
		Pediatrics	101	10	15	91.90	58.10	PASS	FAIL	PASS
Churchill	Service Area: St	Home Health	055 & 056	130	145	100.00	100.00	PASS	PASS	PASS
		Pulmonology	030	130	145	100.00	100.00	PASS	PASS	PASS
		Gastroenterology	014	130	145	100.00	100.00	PASS	PASS	PASS
		Cardiovascular Disease	008	130	145	100.00	100.00	PASS	PASS	PASS
		Pediatrics	101	60	70	100.00	100.00	PASS	PASS	PASS
Clark	Metro	Home Health	055 & 056	40	60	98.44	99.35	PASS	PASS	PASS
		Pulmonology	030	40	60	99.97	100.00	PASS	PASS	PASS
		Gastroenterology	014	40	60	99.44	99.57	PASS	PASS	PASS
		Cardiovascular Disease	008	40	60	99.89	100.00	PASS	PASS	PASS
		Pediatrics	101	10	15	95.35	91.31	PASS	PASS	PASS
Douglas	Micro	Home Health	055 & 056	75	100	100.00	100.00	PASS	PASS	PASS
		Pulmonology	030	75	100	100.00	100.00	PASS	PASS	PASS
		Gastroenterology	014	75	100	100.00	100.00	PASS	PASS	PASS
		Cardiovascular Disease	008	75	100	100.00	100.00	PASS	PASS	PASS
		Pediatrics	101	20	30	87.04	88.17	FAIL	FAIL	FAIL
Elko	CEAC	Home Health	055 & 056	130	145	0.45	7.43	FAIL	FAIL	FAIL
		Pulmonology	030	130	145	100.00	99.91	PASS	PASS	PASS
		Gastroenterology	014	130	145	100.00	99.91	PASS	PASS	PASS
		Cardiovascular Disease	008	130	145	100.00	99.91	PASS	PASS	PASS
		Pediatrics	101	60	70	93.47	78.96	PASS	FAIL	PASS
Esmeralda	CEAC	Home Health	055 & 056	130	145	0.00	35.32	FAIL	FAIL	FAIL
		Pulmonology	030	130	145	0.00	48.57	FAIL	FAIL	FAIL
		Gastroenterology	014	130	145	100.00	100.00	PASS	PASS	PASS
		Cardiovascular Disease	008	130	145	0.00	48.57	FAIL	FAIL	FAIL
		Pediatrics	101	60	70	0.00	0.00	FAIL	FAIL	FAIL

Network Adequacy by County

County	County Classification	Specialty Description	Specialty Codes	Radii in miles	Radii in minutes	Percent with access Distance	Percent with access Time	Distance	Time	Overall
Eureka	CEAC	Home Health	055 & 056	130	145	74.50	74.50	FAIL	FAIL	FAIL
		Pulmonology	030	130	145	100.00	100.00	PASS	PASS	PASS
		Gastroenterology	014	130	145	100.00	100.00	PASS	PASS	PASS
		Cardiovascular Disease	008	130	145	100.00	100.00	PASS	PASS	PASS
		Pediatrics	101	60	70	0.00	25.50	FAIL	FAIL	FAIL
Humboldt	CEAC	Home Health	055 & 056	130	145	0.00	60.31	FAIL	FAIL	FAIL
		Pulmonology	030	130	145	69.66	69.66	FAIL	FAIL	FAIL
		Gastroenterology	014	130	145	62.53	62.53	FAIL	FAIL	FAIL
		Cardiovascular Disease	008	130	145	62.53	62.53	FAIL	FAIL	FAIL
		Pediatrics	101	60	70	66.11	69.66	FAIL	FAIL	FAIL
Lander	CEAC	Home Health	055 & 056	130	145	0.00	9.31	FAIL	FAIL	FAIL
		Pulmonology	030	130	145	100.00	100.00	PASS	PASS	PASS
		Gastroenterology	014	130	145	90.69	90.69	PASS	PASS	PASS
		Cardiovascular Disease	008	130	145	100.00	100.00	PASS	PASS	PASS
		Pediatrics	101	60	70	45.35	45.35	FAIL	FAIL	FAIL
Lincoln	CEAC	Home Health	055 & 056	130	145	100.00	100.00	PASS	PASS	PASS
		Pulmonology	030	130	145	100.00	100.00	PASS	PASS	PASS
		Gastroenterology	014	130	145	100.00	100.00	PASS	PASS	PASS
		Cardiovascular Disease	008	130	145	100.00	100.00	PASS	PASS	PASS
		Pediatrics	101	60	70	0.00	0.00	FAIL	FAIL	FAIL
Lyon	Micro	Home Health	055 & 056	75	100	100.00	100.00	PASS	PASS	PASS
		Pulmonology	030	75	100	100.00	100.00	PASS	PASS	PASS
		Gastroenterology	014	75	100	100.00	100.00	PASS	PASS	PASS
		Cardiovascular Disease	008	75	100	100.00	100.00	PASS	PASS	PASS
		Pediatrics	101	20	30	75.80	85.83	FAIL	FAIL	FAIL
Mineral	CEAC	Home Health	055 & 056	130	145	95.52	96.53	PASS	PASS	PASS
		Pulmonology	030	130	145	100.00	100.00	PASS	PASS	PASS
		Gastroenterology	014	130	145	100.00	100.00	PASS	PASS	PASS
		Cardiovascular Disease	008	130	145	100.00	100.00	PASS	PASS	PASS
		Pediatrics	101	60	70	100.00	100.00	PASS	PASS	PASS

Network Adequacy by County

County	County Classification	Specialty Description	Specialty Codes	Radii in miles	Radii in minutes	Percent with access Distance	Percent with access Time	Distance	Time	Overall
Nye	CEAC	Home Health	055 & 056	130	145	92.66	93.31	PASS	PASS	PASS
		Pulmonology	030	130	145	89.84	89.84	FAIL	FAIL	FAIL
		Gastroenterology	014	130	145	92.95	92.95	PASS	PASS	PASS
		Cardiovascular Disease	008	130	145	89.84	89.84	FAIL	FAIL	FAIL
		Pediatrics	101	60	70	87.49	87.49	FAIL	FAIL	FAIL
Pershing	CEAC	Home Health	055 & 056	130	145	100.00	100.00	PASS	PASS	PASS
		Pulmonology	030	130	145	100.00	100.00	PASS	PASS	PASS
		Gastroenterology	014	130	145	92.99	100.00	PASS	PASS	PASS
		Cardiovascular Disease	008	130	145	100.00	100.00	PASS	PASS	PASS
		Pediatrics	101	60	70	53.50	53.50	FAIL	FAIL	FAIL
Storey	Rural	Home Health	055 & 056	90	110	100.00	100.00	PASS	PASS	PASS
		Pulmonology	030	90	110	100.00	100.00	PASS	PASS	PASS
		Gastroenterology	014	90	110	100.00	100.00	PASS	PASS	PASS
		Cardiovascular Disease	008	90	110	100.00	100.00	PASS	PASS	PASS
		Pediatrics	101	30	40	100.00	100.00	PASS	PASS	PASS
Washoe	Metro	Home Health	055 & 056	40	60	99.60	99.88	PASS	PASS	PASS
		Pulmonology	030	40	60	99.88	99.88	PASS	PASS	PASS
		Gastroenterology	014	40	60	99.60	99.88	PASS	PASS	PASS
		Cardiovascular Disease	008	40	60	99.68	99.88	PASS	PASS	PASS
		Pediatrics	101	10	15	80.99	76.40	FAIL	FAIL	FAIL
White Pine	CEAC	Home Health	055 & 056	130	145	100.00	100.00	PASS	PASS	PASS
		Pulmonology	030	130	145	2.35	2.35	FAIL	FAIL	FAIL
		Gastroenterology	014	130	145	4.78	47.36	FAIL	FAIL	FAIL
		Cardiovascular Disease	008	130	145	2.35	2.35	FAIL	FAIL	FAIL
		Pediatrics	101	60	70	0.00	0.00	FAIL	FAIL	FAIL

Additional Network Adequacy Analysis

A request was submitted to the Division of Insurance to analyze the network adequacy of the following additional providers using the metrics listed below. The attached documentation shows analysis based on the following service areas: Entire State; Nye & Clark Counties; Washoe County; Carson, Storey, Douglas, & Lyon Counties, and the remainder of state. The Network Adequacy of these service areas is based on the contracted providers included in the master provider list.

Specialty	Specialty Codes	Metro		Micro		Rural		CEAC	
		Max Time (Mins)	Max Distance (Miles)	Max Time (Mins)	Max Distance (Miles)	Max Time (Mins)	Max Distance (Miles)	Max Time (Mins)	Max Distance (Miles)
Pediatrics	101	15	10	30	20	40	30	70	60
Cardiovascular Disease	008	60	40	100	75	110	90	145	130
Gastroenterology	014	60	40	100	75	110	90	145	130
Pulmonology	030	60	40	100	75	110	90	145	130
Home Health	055 & 056	60	40	100	75	110	90	145	130

Overall Service Area Adequacy							
Specialty Description	Percent with access Distance	Percent with access Time	Percent without access Distance	Percent without access Time	Distance	Time	Overall
Home Health	99.73	99.85	0.27	0.15	PASS	PASS	PASS
Pulmonology	98.23	98.36	1.77	1.64	PASS	PASS	PASS
Gastroenterology	98.68	99.30	1.32	0.70	PASS	PASS	PASS
Cardiovascular Disease	99.64	99.69	0.36	0.31	PASS	PASS	PASS
Pediatrics	93.15	89.84	6.85	10.16	PASS	<i>FAIL</i>	PASS

Service Area: State of Nevada

Overall Service Area Adequacy							
Specialty Description	Percent with access Distance	Percent with access Time	Percent without access Distance	Percent without access Time	Distance	Time	Overall
Home Health	99.75	99.85	0.25	0.15	PASS	PASS	PASS
Pulmonology	99.63	99.73	0.37	0.27	PASS	PASS	PASS
Gastroenterology	98.80	99.59	1.20	0.41	PASS	PASS	PASS
Cardiovascular Disease	99.89	99.92	0.11	0.08	PASS	PASS	PASS
Pediatrics	95.78	93.12	4.22	6.88	PASS	PASS	PASS

Service Area 1: Clark and Nye Counties

Network Adequacy by County

County	County Classification	Specialty Description	Specialty Codes	Radii in miles	Radii in minutes	Percent with access Distance	Percent with access Time	Distance	Time	Overall
Clark	Metro	Home Health	055 & 056	40	60	99.89	100.00	PASS	PASS	PASS
		Pulmonology	030	40	60	99.85	99.95	PASS	PASS	PASS
		Gastroenterology	014	40	60	98.93	99.74	PASS	PASS	PASS
		Cardiovascular Disease	008	40	60	99.97	100.00	PASS	PASS	PASS
		Pediatrics	101	10	15	95.99	93.26	PASS	PASS	PASS
Nye	CEAC	Home Health	055 & 056	130	145	93.31	93.31	PASS	PASS	PASS
		Pulmonology	030	130	145	89.84	89.84	FAIL	FAIL	FAIL
		Gastroenterology	014	130	145	92.95	92.95	PASS	PASS	PASS
		Cardiovascular Disease	008	130	145	96.41	96.41	PASS	PASS	PASS
		Pediatrics	101	60	70	86.84	86.84	FAIL	FAIL	FAIL

Overall Service Area Adequacy							
Specialty Description	Percent with access Distance	Percent with access Time	Percent without access Distance	Percent without access Time	Distance	Time	Overall
Home Health	99.68	99.88	0.32	0.12	PASS	PASS	PASS
Pulmonology	93.02	93.30	6.98	6.70	PASS	PASS	PASS
Gastroenterology	99.60	99.88	0.40	0.12	PASS	PASS	PASS
Cardiovascular Disease	99.68	99.88	0.32	0.12	PASS	PASS	PASS
Pediatrics	86.87	79.92	13.13	20.08	<i>FAIL</i>	<i>FAIL</i>	<i>FAIL</i>

Service Area 2: Washoe County

Network Adequacy by County

County	County Classification	Specialty Description	Specialty Codes	Radii in miles	Radii in minutes	Percent with access Distance	Percent with access Time	Distance	Time	Overall
Washoe	Metro	Home Health	055 & 056	40	60	99.68	99.88	PASS	PASS	PASS
		Pulmonology	030	40	60	93.02	93.30	PASS	PASS	PASS
		Gastroenterology	014	40	60	99.60	99.88	PASS	PASS	PASS
		Cardiovascular Disease	008	40	60	99.68	99.88	PASS	PASS	PASS
		Pediatrics	101	10	15	86.87	79.92	<i>FAIL</i>	<i>FAIL</i>	<i>FAIL</i>

Overall Service Area Adequacy							
Specialty Description	Percent with access Distance	Percent with access Time	Percent without access Distance	Percent without access Time	Distance	Time	Overall
Home Health	100.00	100.00	0.00	0.00	PASS	PASS	PASS
Pulmonology	100.00	100.00	0.00	0.00	PASS	PASS	PASS
Gastroenterology	100.00	100.00	0.00	0.00	PASS	PASS	PASS
Cardiovascular Disease	100.00	100.00	0.00	0.00	PASS	PASS	PASS
Pediatrics	90.48	79.14	9.52	20.86	PASS	<i>FAIL</i>	PASS

Service Area 3: Carson City, Douglas, Storey, and Lyon Counties

Network Adequacy by County

County	County Classification	Specialty Description	Specialty Codes	Radii in miles	Radii in minutes	Percent with access Distance	Percent with access Time	Distance	Time	Overall
Carson City	Metro	Home Health	055 & 056	40	60	100.00	100.00	PASS	PASS	PASS
		Pulmonology	030	40	60	100.00	100.00	PASS	PASS	PASS
		Gastroenterology	014	40	60	100.00	100.00	PASS	PASS	PASS
		Cardiovascular Disease	008	40	60	100.00	100.00	PASS	PASS	PASS
		Pediatrics	101	10	15	91.90	58.10	PASS	FAIL	PASS
Douglas	Micro	Home Health	055 & 056	75	100	100.00	100.00	PASS	PASS	PASS
		Pulmonology	030	75	100	100.00	100.00	PASS	PASS	PASS
		Gastroenterology	014	75	100	100.00	100.00	PASS	PASS	PASS
		Cardiovascular Disease	008	75	100	100.00	100.00	PASS	PASS	PASS
		Pediatrics	101	20	30	94.33	96.60	PASS	PASS	PASS
Lyon	Micro	Home Health	055 & 056	75	100	100.00	100.00	PASS	PASS	PASS
		Pulmonology	030	75	100	100.00	100.00	PASS	PASS	PASS
		Gastroenterology	014	75	100	100.00	100.00	PASS	PASS	PASS
		Cardiovascular Disease	008	75	100	100.00	100.00	PASS	PASS	PASS
		Pediatrics	101	20	30	84.96	85.83	FAIL	FAIL	FAIL
Storey	Rural	Home Health	055 & 056	90	110	100.00	100.00	PASS	PASS	PASS
		Pulmonology	030	90	110	100.00	100.00	PASS	PASS	PASS
		Gastroenterology	014	90	110	100.00	100.00	PASS	PASS	PASS
		Cardiovascular Disease	008	90	110	100.00	100.00	PASS	PASS	PASS
		Pediatrics	101	30	40	100.00	100.00	PASS	PASS	PASS

Overall Service Area Adequacy							
Specialty Description	Percent with access Distance	Percent with access Time	Percent without access Distance	Percent without access Time	Distance	Time	Overall
Home Health	99.34	99.62	0.66	0.38	PASS	PASS	PASS
Pulmonology	91.13	91.37	8.87	8.63	PASS	PASS	PASS
Gastroenterology	91.79	91.76	8.21	8.24	PASS	PASS	PASS
Cardiovascular Disease	94.91	94.87	5.09	5.13	PASS	PASS	PASS
Pediatrics	75.28	84.40	24.72	15.60	<i>FAIL</i>	<i>FAIL</i>	<i>FAIL</i>

Service Area 4: Remainder of Nevada (Excludes Clark, Nye, Washoe, Carson, Storey, Douglas, and Lyon Counties)

Network Adequacy by County

County	County Classification	Specialty Description	Specialty Codes	Radii in miles	Radii in minutes	Percent with access Distance	Percent with access Time	Distance	Time	Overall
Churchill	CEAC	Home Health	055 & 056	130	145	100.00	100.00	PASS	PASS	PASS
		Pulmonology	030	130	145	100.00	100.00	PASS	PASS	PASS
		Gastroenterology	014	130	145	100.00	100.00	PASS	PASS	PASS
		Cardiovascular Disease	008	130	145	75.00	75.00	FAIL	FAIL	FAIL
		Pediatrics	101	60	70	100.00	100.00	PASS	PASS	PASS
Elko	CEAC	Home Health	055 & 056	130	145	100.00	99.91	PASS	PASS	PASS
		Pulmonology	030	130	145	100.00	99.91	PASS	PASS	PASS
		Gastroenterology	014	130	145	100.00	99.91	PASS	PASS	PASS
		Cardiovascular Disease	008	130	145	100.00	99.91	PASS	PASS	PASS
		Pediatrics	101	60	70	93.47	93.56	PASS	PASS	PASS
Esmeralda	CEAC	Home Health	055 & 056	130	145	0.00	48.57	FAIL	FAIL	FAIL
		Pulmonology	030	130	145	0.00	13.26	FAIL	FAIL	FAIL
		Gastroenterology	014	130	145	100.00	100.00	PASS	PASS	PASS
		Cardiovascular Disease	008	130	145	100.00	100.00	PASS	PASS	PASS
		Pediatrics	101	60	70	0.00	0.00	FAIL	FAIL	FAIL
Eureka	CEAC	Home Health	055 & 056	130	145	100.00	100.00	PASS	PASS	PASS
		Pulmonology	030	130	145	100.00	100.00	PASS	PASS	PASS
		Gastroenterology	014	130	145	100.00	100.00	PASS	PASS	PASS
		Cardiovascular Disease	008	130	145	100.00	100.00	PASS	PASS	PASS
		Pediatrics	101	60	70	100.00	100.00	PASS	PASS	PASS
Humboldt	CEAC	Home Health	055 & 056	130	145	100.00	100.00	PASS	PASS	PASS
		Pulmonology	030	130	145	100.00	100.00	PASS	PASS	PASS
		Gastroenterology	014	130	145	100.00	100.00	PASS	PASS	PASS
		Cardiovascular Disease	008	130	145	100.00	100.00	PASS	PASS	PASS
		Pediatrics	101	60	70	0.00	60.58	FAIL	FAIL	FAIL
Lander	CEAC	Home Health	055 & 056	130	145	100.00	100.00	PASS	PASS	PASS
		Pulmonology	030	130	145	100.00	100.00	PASS	PASS	PASS
		Gastroenterology	014	130	145	100.00	100.00	PASS	PASS	PASS
		Cardiovascular Disease	008	130	145	100.00	100.00	PASS	PASS	PASS
		Pediatrics	101	60	70	54.65	54.65	FAIL	FAIL	FAIL

Network Adequacy by County

County	County Classification	Specialty Description	Specialty Codes	Radii in miles	Radii in minutes	Percent with access Distance	Percent with access Time	Distance	Time	Overall
Lincoln	CEAC	Home Health	055 & 056	130	145	100.00	100.00	PASS	PASS	PASS
		Pulmonology	030	130	145	100.00	100.00	PASS	PASS	PASS
		Gastroenterology	014	130	145	100.00	100.00	PASS	PASS	PASS
		Cardiovascular Disease	008	130	145	100.00	100.00	PASS	PASS	PASS
		Pediatrics	101	60	70	0.00	0.00	FAIL	FAIL	FAIL
Mineral	CEAC	Home Health	055 & 056	130	145	100.00	100.00	PASS	PASS	PASS
		Pulmonology	030	130	145	100.00	100.00	PASS	PASS	PASS
		Gastroenterology	014	130	145	100.00	100.00	PASS	PASS	PASS
		Cardiovascular Disease	008	130	145	100.00	100.00	PASS	PASS	PASS
		Pediatrics	101	60	70	95.52	95.52	PASS	PASS	PASS
Pershing	CEAC	Home Health	055 & 056	130	145	100.00	100.00	PASS	PASS	PASS
		Pulmonology	030	130	145	100.00	100.00	PASS	PASS	PASS
		Gastroenterology	014	130	145	100.00	100.00	PASS	PASS	PASS
		Cardiovascular Disease	008	130	145	100.00	100.00	PASS	PASS	PASS
		Pediatrics	101	60	70	100.00	100.00	PASS	PASS	PASS
White Pine	CEAC	Home Health	055 & 056	130	145	100.00	100.00	PASS	PASS	PASS
		Pulmonology	030	130	145	0.00	2.35	FAIL	FAIL	FAIL
		Gastroenterology	014	130	145	0.00	0.00	FAIL	FAIL	FAIL
		Cardiovascular Disease	008	130	145	100.00	100.00	PASS	PASS	PASS
		Pediatrics	101	60	70	97.65	100.00	PASS	PASS	PASS