



Network Adequacy Advisory Council



Network Adequacy Legislative Update



2021 Legislative Session

- AB 181 – Includes provisions related to Mental Health and Mental Health Parity
- AB 348 – Includes provisions related to the Patient Protection Commission
- AB 436 – Includes provisions related to vision providers
- SB 379 – Includes provisions to establish a database of providers of healthcare and establishes the Health Care Workforce Working Group



2021 Legislative Session

- SB 380 – Expands reporting requirements on prescription drugs
- SB 391 – Includes provisions related to dental care and teledentistry
- SB 40 – Includes provisions related to establishing an all-claims database
- SB420 – Includes provisions related to establishing a public option with the goal of reducing premiums by 15%
- SB 5 – Includes provisions related to telehealth

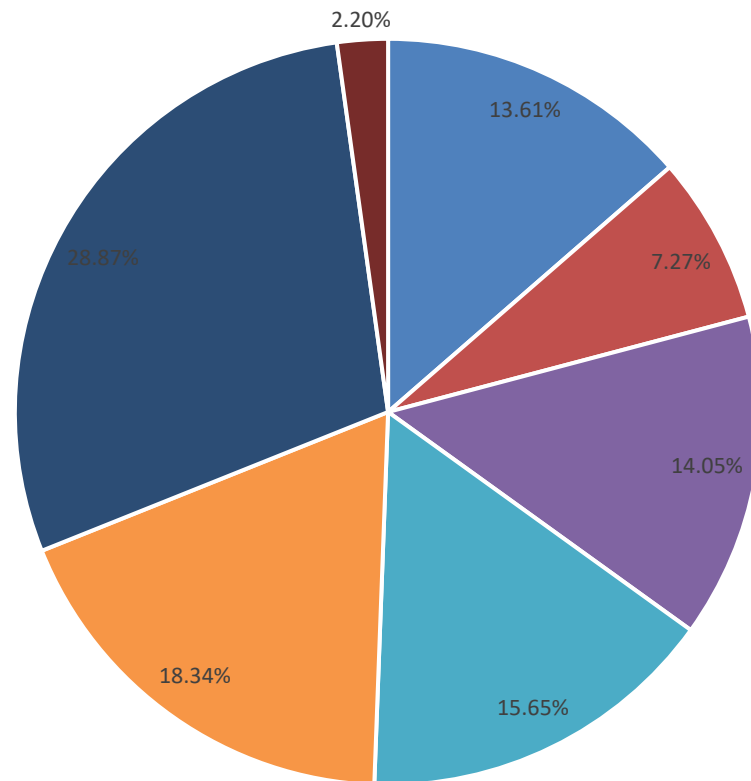


Network Adequacy SSHIX Demographic Data



Age Distribution¹

| Age Range (Years) | Percent |
|-------------------|---------|
| 0 – 17 | 13.61% |
| 18 – 25 | 7.27% |
| 26 – 34 | 14.05% |
| 35 – 44 | 15.65% |
| 45 – 54 | 18.34% |
| 55 – 64 | 28.87% |
| 65+ | 2.20% |

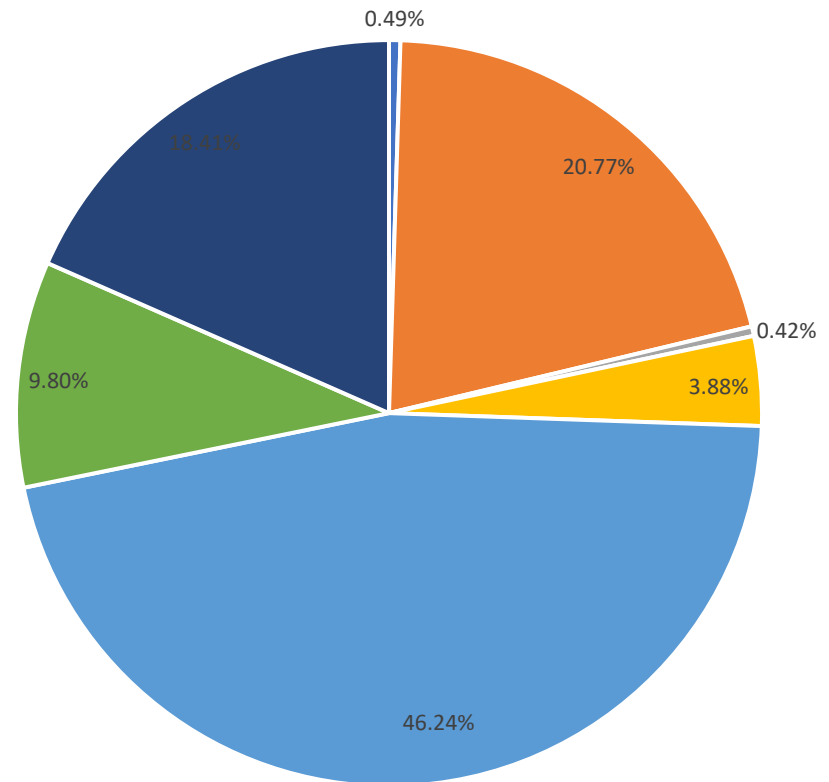


¹ Data from CMS Public Use File, <https://www.cms.gov/research-statistics-data-systems/marketplace-products/2021-marketplace-open-enrollment-period-public-use-files>



Racial Distribution¹

| Race | Percent |
|----------------------------------|---------|
| federally recognized Tribe | 0.49% |
| Asian | 20.77% |
| Native Hawaiian/Pacific Islander | 0.42% |
| African American/Black | 3.88% |
| White | 46.24% |
| Hispanic | 9.80% |
| Unknown | 18.41% |

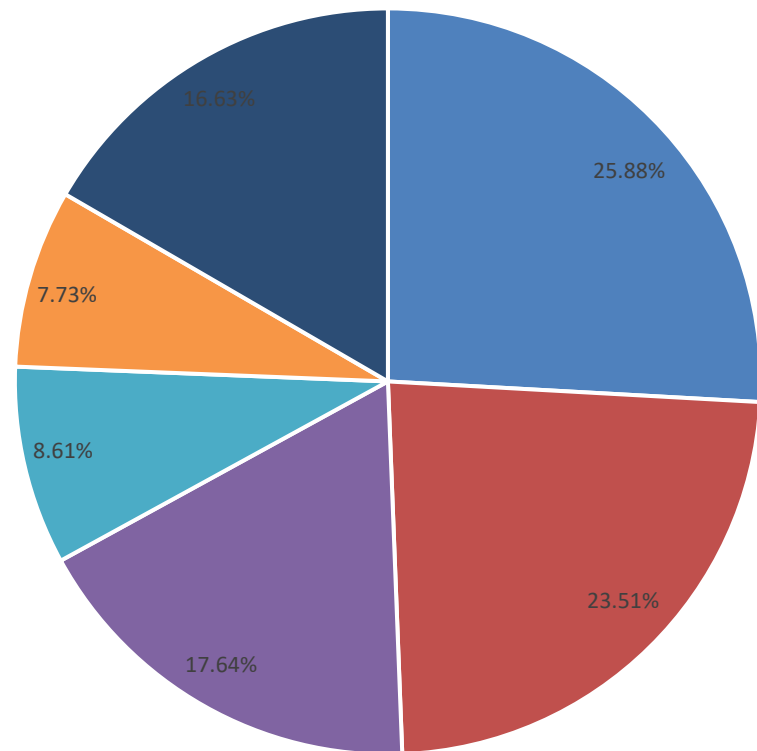


¹ Data from CMS Public Use File, <https://www.cms.gov/research-statistics-data-systems/marketplace-products/2021-marketplace-open-enrollment-period-public-use-files>



Income Distribution¹

| Federal Poverty Level | Percent | |
|-----------------------|---------|--|
| 100 - 150% | 25.88% | |
| 150 - 200% | 23.51% | |
| 200 - 250% | 17.64% | |
| 250 - 300% | 8.61% | |
| 300 - 400% | 7.73% | |
| Other | 16.63% | |

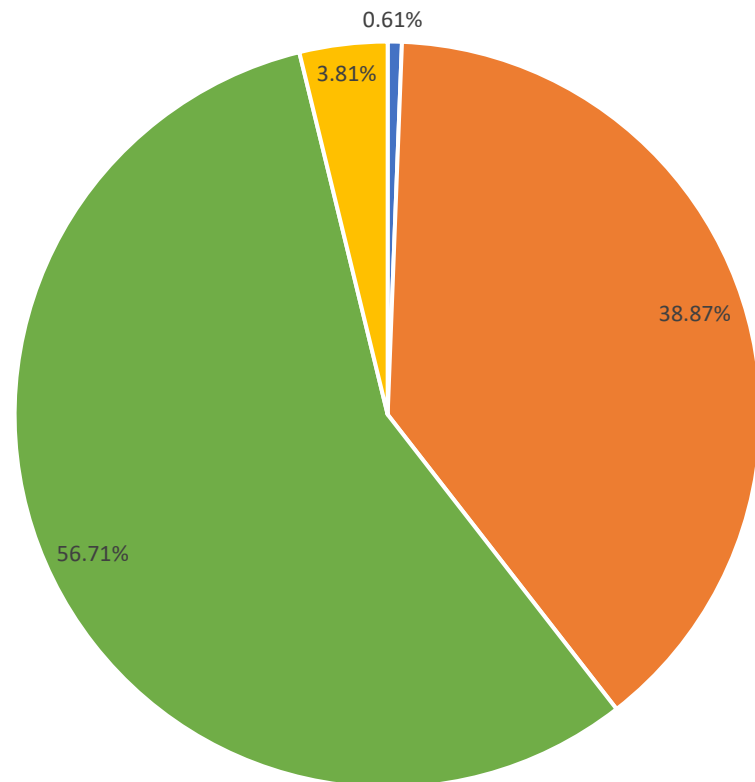


¹ Data from CMS Public Use File, <https://www.cms.gov/research-statistics-data-systems/marketplace-products/2021-marketplace-open-enrollment-period-public-use-files>



Metallic Plan Distribution¹

| Plan | Percent |
|--------------|---------|
| Catastrophic | 0.61% |
| Bronze | 38.87% |
| Silver | 56.71% |
| Gold | 3.81% |



¹ Data from CMS Public Use File, <https://www.cms.gov/research-statistics-data-systems/marketplace-products/2021-marketplace-open-enrollment-period-public-use-files>



Questions

